


American Drug & Alcohol Survey Results

Monica Butler, Barbara Bush, Lucy Forgione,
Chad Gillikin, Megan Hoffman

June 15, 2009




Presentation Agenda

- Lucy Forgione – Health Dept Involvement
 - Barbara Bush – History of ADAS in BT
 - Chad Gillikin – ADAS Results
 - Megan Hoffman – District Prevention Activities
- 




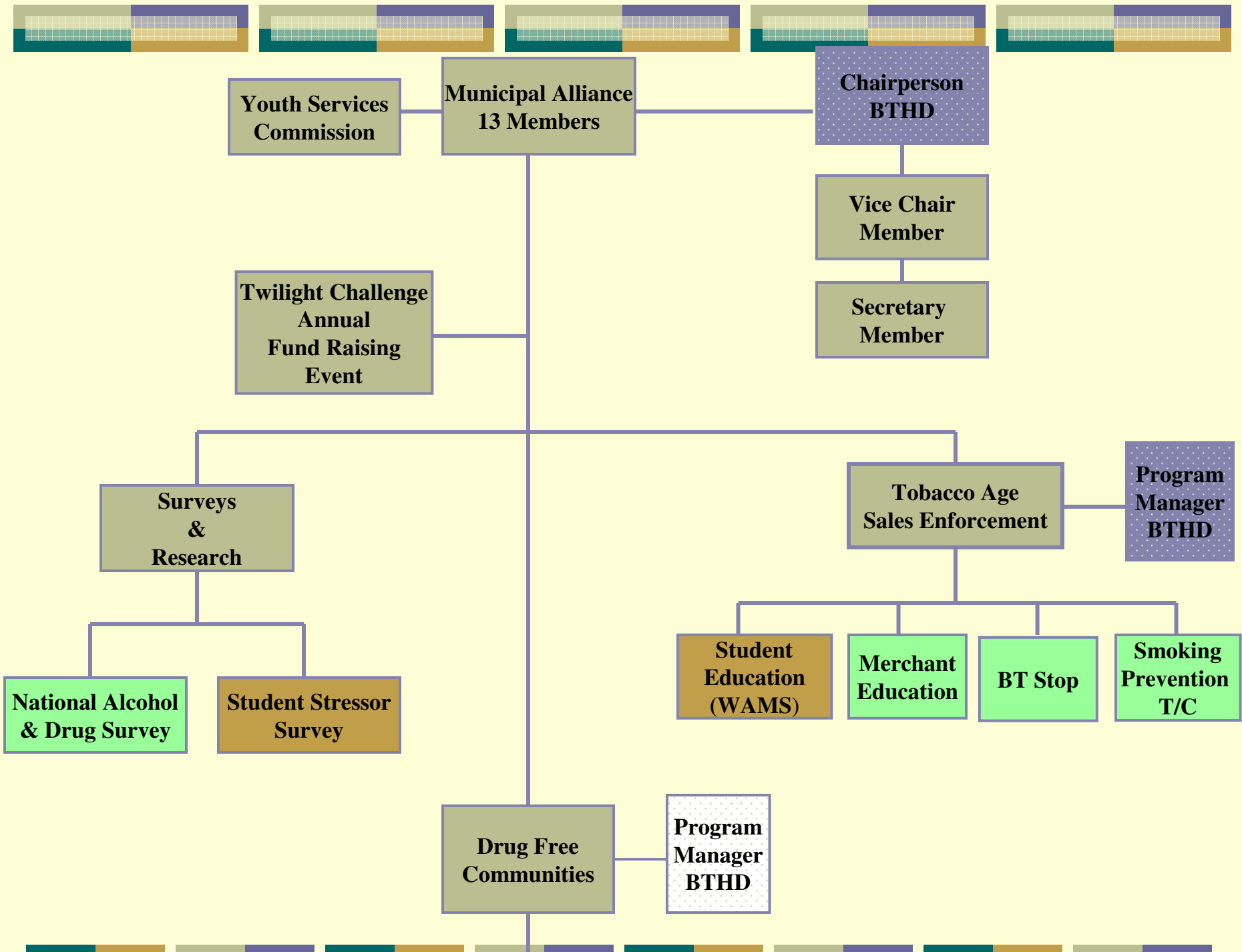
Our Community Goals

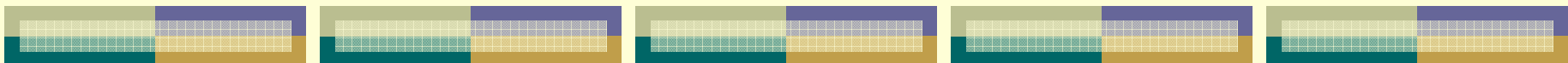
- To educate about the damaging and addictive effects of alcohol, tobacco and other drugs
 - To support events & programs, which provide healthy alternatives to substance abuse
 - To create a community-wide presence in the identification of problems and in designing effective measurable solutions
- 





What is the Municipal Alliance Against Substance Abuse?

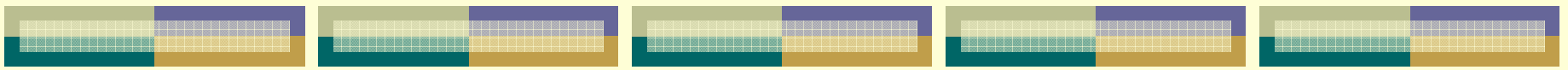
- A coalition of community leaders, private citizens and representatives from education, health, government and business who will make a comprehensive and coordinated effort to promote and support, alcohol, tobacco, drug and delinquency prevention and education programs in our community
 - Founded in 1991
 - Mayoral-appointed (13) diverse members
 - Volunteers welcome
- 






Asset Building






How Do We Identify the Underage Alcohol, Tobacco and Other Drug Use in Bernards Youth

- American Drug & Alcohol Survey (ADAS)
 - Student Stressor Survey
 - SAC Data
 - Police Data
 - Youth Services County Juvenile Data
 - State Data
 - Professionals: What are they saying?
- 




What Can We Do Collectively to Make a Difference?

- Police Department
 - Schools –SAC's, Coaches, Teachers
 - Parents
 - Municipal Alliance Against Substance Abuse
- 




American Drug & Alcohol Survey

- February 2009
 - RMBSI, Inc.
 - www.rmbsi.com
 - Reliability & Validity
 - Active consent, representative sample percentages
 - 6th - 86%
 - 8th - 86%
 - 10th - 70%
 - 12th - 63%
 - “Fake drug”
 - 20 checks for exaggeration (2% of BT students)
 - 53 checks for inconsistencies
 - Used in over 45 publications in peer reviewed journals
 - www.bernardshealth.org
- 




American Drug & Alcohol Survey

- In use in BT since 1990-91
 - Every 4 years
 - 6th use of the ADAS
 - With the support of the Health Dept. Assets Grant, ADAS will be given every 2 years until 2012
- 



Typical ADAS Questions

- How often in the last 12 months have you had alcohol to drink . . . gotten drunk, etc.?
 - Have you ever tried any of the following drugs?
 - Have you ever used any of the following drugs to get high or taken an extra dose just to get high during the last month?
- 



American Drug and Alcohol Survey Results (2008-09)






American Drug and Alcohol Survey

Percent of Bernards Township School District 12th Graders Who Have Used Each Drug in the Last Month

	1990-91	1994-95	1998-99	2002-03	2006-07	2008-09
Alcohol	71%	69%	55%	56%	69%*	65%
Marijuana	13%	22%	21%	23%	33%	28%
Cocaine	2%	2%	4%	0%	1%	2%

* Statistically significant change ($p < .05$) from 2002-03 to 2006-07, taking into account the group sizes






American Drug and Alcohol Survey

Percent of Bernards Township School District Students and 12th Graders Across the Country Who Have Used Each Drug in the Last Month (2008-09)

	<u>6th Graders</u>	<u>8th Graders</u>	<u>10th Graders</u>	<u>12th Graders</u>	<u>National 12th Graders</u>
Alcohol	3%	14%	39%	65%	43%
Been Drunk	0%	2%	21%	48%	28%
Marijuana	0%	2%	14%	28%	19%



American Drug and Alcohol Survey

Percent of Bernards Township Students Who Have Used Alcohol in the Last Month

Grade	1990-91	1994-95	1998-99	2002-03	2006-07	2008-09
6	11%	16%	12%	7%	5%	3%
8	33%	37%	21%	17%	14%	14%
10	52%	56%	43%	40%	47%	39%
12	71%	69%	55%	56%	69%*	65%
National Avg. 12	57%	50%	52%	49%	45%	43%

* Statistically significant change ($p < .05$) from 2002-03 to 2006-07, taking into account the group sizes

American Drug and Alcohol Survey

Percent of Bernards Township Students Who Have Used Marijuana in the Last Month

	1990-91	1994-95	1998-99	2002-03	2006-07	2008-09
Grade						
6	0%	0%	0%	0%	0%	0%
8	0%	3%	2%	2%	1%	2%
10	3%	13%*	13%	18%	14%	14%
12	13%	22%	21%	23%	33%	28%
National Avg. 12	14%	19%	23%	22%	18%	19%


* Statistically significant change ($p < .05$) from 1990-91 to 1994-95, taking into account the group sizes



American Drug and Alcohol Survey

Age of Bernards Township 12th Graders When They First Tried Alcohol or Marijuana

	1990-91	1994-95	1998-99	2002-03	2006-07	2008-09
Age of First Time Getting Drunk	14.2	14.1	14.7	14.8	15.2	15.1
Age of First Marijuana Use	15.1	15.1	15.0	15.4	15.3	15.3



American Drug and Alcohol Survey


Percent of Bernards Township School District 12th Graders Who Have Used Each Drug in the Last 12 Months

	1994-95	1998-99	2002-03	2006-07	2008-09
Cocaine	2%	7%	1%	3%	7%*
Inhalants	11%	4%	1%	<1%	3%*
Sedatives	2%	5%	0%	0%	3%*
Narcotics - other than Heroin	<1%	5%	1%	7%	14%*

* Statistically significant change ($p < .05$) from 2006-07 to 2008-09, taking into account the group sizes




ADAS – Drug Use Types

- Level I (High Involvement Drug Users)
 - Drug Dependent, Multi-drug users
 - Stimulant Users
 - Heavy Marijuana Users
 - Heavy Alcohol Users
 - Level II (Moderate Involvement Drug Users)
 - Occasional Drug Users
 - Light Marijuana Users
- 



ADAS – Drug Use Types

- Level III (Low Involvement Drug Users)
 - Tried a Drug
 - Light Alcohol Users
 - Level IV (No Involvement)
 - Drug Free
 - May have tried alcohol
- 

Percent of Bernards Township School District Students By Level of Drug Involvement (2008-09)

Figure 1 - 6th Graders

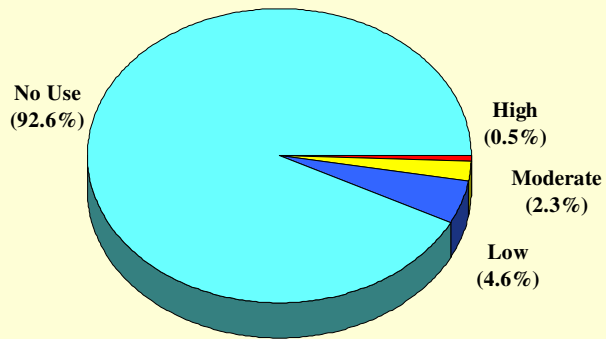


Figure 2 - 8th Graders

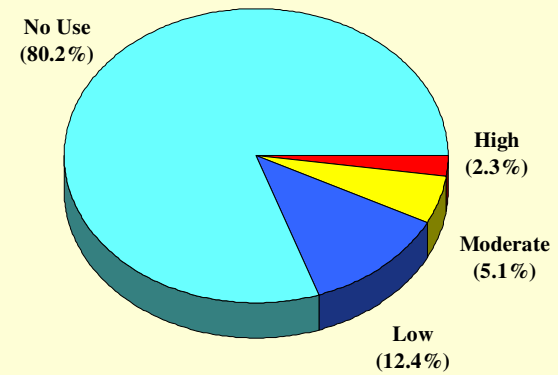


Figure 3 - 10th Graders

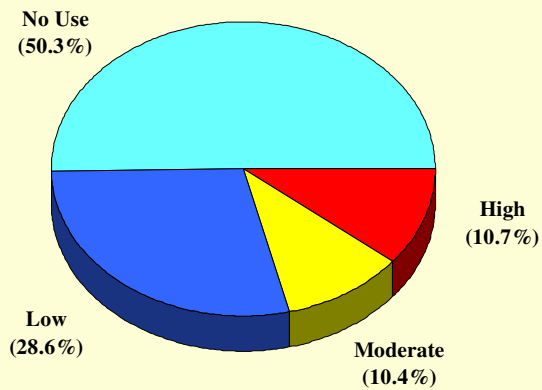
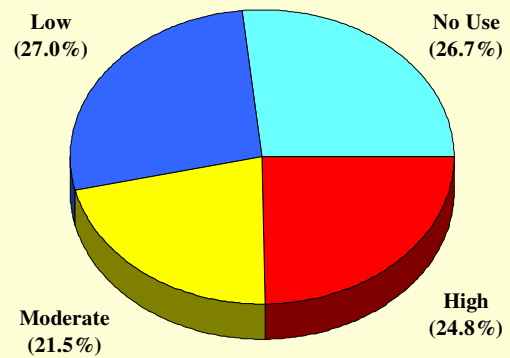


Figure 4 - 12th Graders






American Drug and Alcohol Survey

Where Bernards Township Students Have Used Alcohol

	6 th	8 th	10 th	12 th
At home (parents knew)	8%	17%	27%	38%
At home (parents didn't know)	<1%	8%	33%	37%
At night with friends	1%	10%	45%	71%
At parties	3%	9%	46%	75%
After school events	<1%	2%	16%	47%
During school hours at school	<1%	<1%	0%	5%






American Drug and Alcohol Survey

Where Bernards Township Students Have Used Drugs Other Than Alcohol

	6 th	8 th	10 th	12 th
At home (parents knew)	<1%	<1%	2%	4%
At home (parents didn't know)	<1%	3%	14%	26%
At night with friends	<1%	6%	23%	42%
At parties	<1%	4%	18%	40%
After school events	<1%	2%	10%	21%
Right after school	<1%	1%	11%	22%
During school hours at school	<1%	<1%	3%	7%



Bernards Township Public Schools:

Drug and Alcohol Prevention and Intervention



D&A Prevention and Intervention at the Elementary Level




Prevention

- Health Curriculum
- D.A.R.E. (5th grade)
- Guidance Modules / Character Education Programs
 - Decision making and problem solving models – Classroom instruction
 - Self-Esteem
 - Appreciation of Others
 - Conflict Resolution
- Small Group Programs
 - The Boosters (self-esteem)
 - Stress Busters (handling stress and problem solving)
 - Social Skills
 - Lunch Bunch



Early Intervention

- Intervention and Referral Services
 - Guidance Counseling and Referral Services
- 



D&A Prevention and Intervention at William Annin Middle School


● Prevention

- Health Curriculum (one marking period per year)
 - Curricula in use: Life Skills (Princeton Health Press, 2004), Teen Health (Glencoe/McGraw Hill, 1999)
- Guidance Modules / Character Education
- Collaborate with MAC Initiatives
- Peer Helper/Peer Health Educator Programs (grades 6-8)
- Assemblies
- Parent Education Programs
- Extracurricular activities

● Early Intervention

- Intervention and Referral Services
- Core Team
- SAC Counseling and Referrals

● Intervention

- Student and Substance Use Policy and Procedures (M5530)
 - SAC Assessment/Counseling/Referrals/Follow-up
- 



D&A Prevention and Intervention at Ridge High School


Prevention

- Health Curriculum 9-12
- Various ATOD Assembly Programs
- Parent Education Programs – Panel Discussion, Officer King Presentation
- Coaches Manual on Drug and Alcohol Use Amongst Student Athletes
- Contract for Conduct of Student Athletes
- Collaborate with MAC Initiatives
- 2 Full-Time Student Assistance Counselors (SAC)
- Extra-Curricular activities act as alternative

Early Intervention


- Intervention & Referral Services Committee
- Core Team

Intervention

- Student Substance Use Policy and Procedures (M5530)
 - School Based Support Groups
 - SAC Assessment/Counseling/Referrals/Follow-up
- 




ATOD Prevention and Intervention Year- Long SDFSC Institute

- Rutgers SDFSC Participant (Safe and Drug-Free Schools and Communities Project)
 - 9 School Cohort to Study District-wide ATOD Prevention Initiatives
 - Conduct Needs Assessment
 - Analyze Current Data
 - Identify Gaps and Overlaps
 - Recommend Evidenced-Based Programming
- 





Proposed Changes to Policy 5530 Substance Use/Pupils

- Changes to the NJAC 6A:16
 - Align language
 - Supported by Strauss Esmay
 - Definition of substances to include “over the counter and prescription medications”
- 



Proposed Changes to Policy 5530 Substance Use/Pupils


- Board may establish consequences for a pupil not following through on the recommendations for a medical evaluation
 - Comprehensive alcohol, tobacco & other drug abuse programs
 - Staff members need further training and encouraged to help identify at-risk youth
- 




RDT On-line Survey Results of RHS Parents

	YES	NO	Didn't Answer
Do you support RDT of students who participate in extra-curricular activities or who request parking privileges in RHS?	52%	48%	0%
My student participates in extra-Curricular Activities and / or uses a parking permit, and I support RDT in RHS.	42.6%	48%	9.3%
My student doesn't participate in extra-Curricular activities, and doesn't use a Parking permit, and I would enter my Student voluntarily into the pool of students who would be considered for RDT.	18.7%	29.3%	52%

*N = 75






RDT On-line Survey Results of WAMS Parents

	YES	NO	Didn't Answer
Do you support RDT of students who participate in extra-curricular activities or who request parking privileges in RHS?	64%	36%	0%
My student will probably participate in extra-curricular activities and / or use a parking permit, and I would support RDT in RHS.	54.7%	30.2%	15.1%
My student will probably not participate in extra-curricular activities, and doesn't use a parking permit, and I would enter my student voluntarily into the pool of students who would be considered for RDT.	35.85%	20.75%	43.4%

* N = 53





American Drug and Alcohol Survey Results (2008-09)

